Figuras capa de red

Redes I

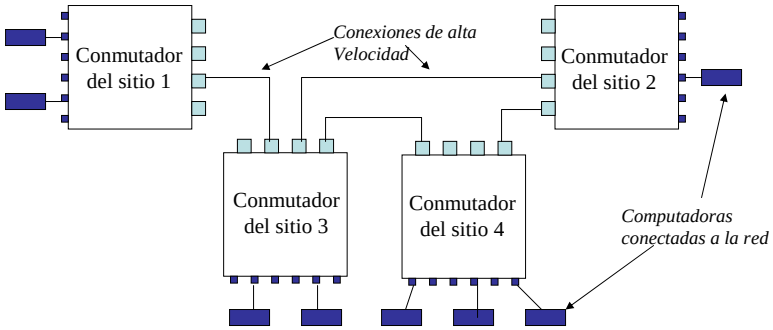

Destino	Siguiente salto
[1, 2]	Interfaz 1
[1, 5]	Interfaz 1
[3, 2]	Interfaz 4
[3, 5]	Interfaz 4
[2, 1]	Computadora E
[2, 6]	Computadora F

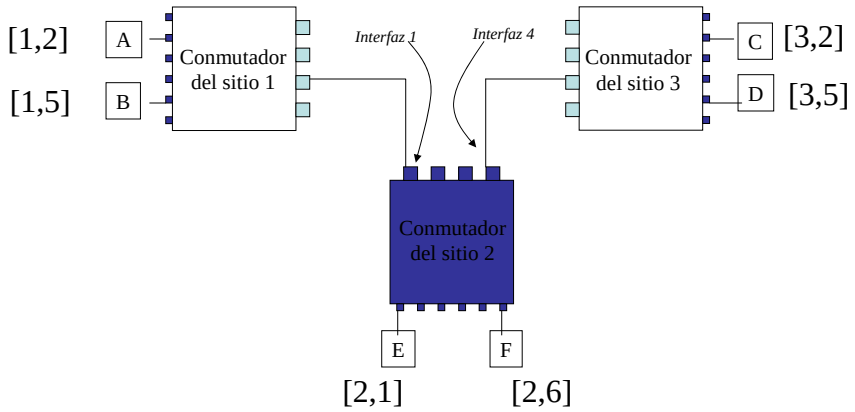

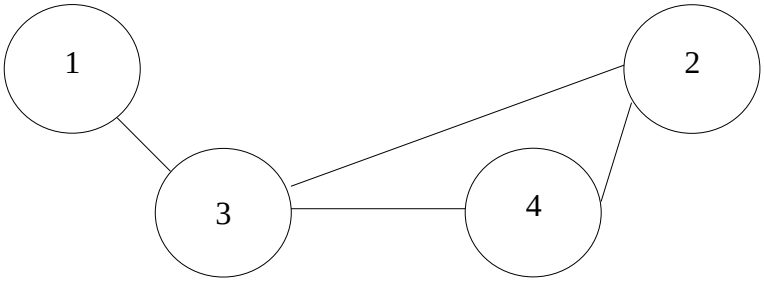

Destino	Sig. Salto
1	--
2	3
3	3
4	3

NODO 1

Destino	Sig. Salto
1	3
2	--
3	3
4	4

NODO 2

Destino	Sig. Salto
1	1
2	2
3	--
4	4

NODO 3

Destino	Sig. Salto
1	3
2	2
3	3
4	--

NODO 4

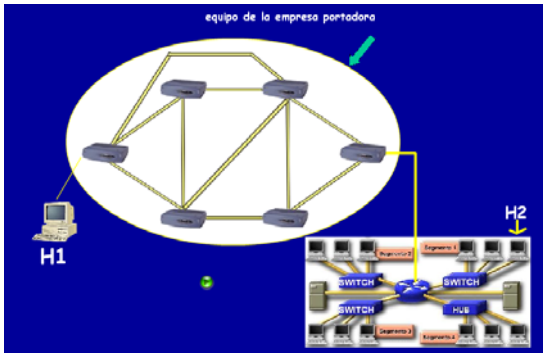
equipo de la empresa portadora
H1
H2
SWITCH
SWITCH
SWITCH
HUB

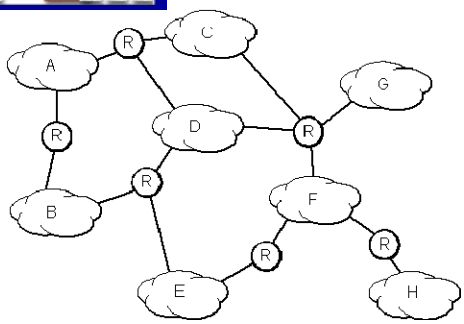
A
B
C
D
E
F
G
H
R
R
R
R
R
R